



Recycling

Let's learn about recycling.





Teacher Guidance

This lesson Powerpoint explores the following:

- What is recycling?
- Why should we recycle?
- What can be recycled?
- Where do recycled things go?
- How you can help.





Recycling

The Wombles are also helping us to recycle.

They live on Wimbledon Common and love to collect waste and to make new things with it so it isn't thrown away.





There are lots of questions so let's have fun answering them.

What is recycling?

Recycling means that things that are no longer useful are made into something else.

They are re-used to make a new object.



Let's think about it.

What happens to paper that has wrapped up Christmas presents?

Most of it can be sent to a factory and made into new paper.


It could become the paper that you draw on.

It could be turned into birthday cards.

It could be turned into toilet paper.



Why do we need to recycle?



Recycling can help save trees



Recycling helps to protect the habitats (homes) of animals



Recycling can stop all the litter cluttering up our planet.



Recycling card and paper means we don't need to cut down so many trees to make new paper and card.



Rubbish can find it's way into rivers, seas and wooded areas. Animals can eat it and it can make them ill.



Let's all help to stop making the planet so untidy.



What items can be recycled?



Plastic



Paper



Tin / Metal



Glass



Cardboard



What else can be recycled?



Food



Clothes



Garden Waste



Electronics



How do we know if something can be recycled?

Did you know that when you see this symbol, it means that your object can be recycled.



Look out for this symbol on things in your home.





Where do recycling things go?

Once the items are put into the recycling bin or bag at home, a truck comes to along and empties them out of the bins and into the back and takes them away.



Did you know that there are two big boxes in the back of the waste truck to keep the items for recycling separate.



What happens next?



1



First of all the rubbish is taken to the recycling centre and sorted.

2



Then it is all sorted into bundles.

3



The bundles are then taken to different factories who can use them to make new things.

What happens to paper?

Did you know that paper is cleaned in lots of soapy water?



1



It is mixed and mixed together and sloshed around. Often this happens in a big machine.

2



When it is soft and mushy it is rolled out and left to dry

3



When it dries it can be cut up and it has turned into new paper and card.

What happens to plastic?

Did you know that paper is cleaned in lots of soapy water?



1



It is mixed and mixed together and sloshed around. Often this happens in a big machine.

2



When it is soft and mushy it is rolled out and left to dry

3



When it dries it can be cut up and it has turned into new paper and card.

What happens to glass and metal?



1



Firstly glass and metal are swished around in water to clean them.

2



Next the glass and metal are smashed into really tiny little pieces.

3



Those pieces can be used to make brand new items.



Recycling Activities





How can we all recycle better?

There are lots of things we can do every day to make a difference and to make less waste that cannot be recycled.

Here are four examples.

How many more can you think of?



At home you can help adults by pointing out things that can be recycled.

You can draw on both sides of the paper you use.



Try using a reusable water bottle instead of plastic bottles that can only be used once.



Put the right item into the correct bin or bag at home.

You can help to put the right item into the correct bin or bag at home.




Blue bin for
glass, plastic
and tins



Grey bin for
everything that
cannot be
recycled.



Brown bin for
grass, leaves and
garden waste



Blue bag for
paper and
cardboard

How many ways can you think of to re-use items that we recycle. Here are a few examples to start you off.



Make gift tags for next year from used wrapping paper.



Re-use glass jars and make jam to go in them.




You will need an adult to help you with some of these.



Use a clean tin can as a pencil holder.

You can play the Recycle Rush game on a pc and practice your recycling skills.



See how many items you can put into the right bins or bag in only 1 minute.

Remember

Blue bin for glass, plastic and tins

Grey bin for everything that cannot be recycled.

Brown bin for grass, leaves and garden waste

Blue bag for paper and cardboard

Why do you recycle?

Sian says

**“ I recycle because it helps
to save the world ”**

Sian K - a proud recycler from Lichfield





Recycling

We hope you learned a lot.

