

If you need this in large print or another format, please call 0345 002 0022.



FAQ

Why no liquids?

Please don't pour drinks or excess liquids into your caddy – the liners can't handle lots of liquid. A little from sauces (like gravy) is fine – just make sure most of it's soaked up by food first.

Worried about smells or flies?

No need to be – lots of people across the country already recycle their food waste every week without any problems.

Top tips:

- Tie your liner securely before placing it in your outdoor caddy.
- Keep the lid closed and locked.
- Weekly collections help keep things fresh.

About our caddy liners

We provide strong plastic caddy liners, as compostable liners break down and clog processing machinery. All liners, including compostable ones, are removed and sent to a waste-to-energy plant.

Run out of liners?

Tie the yellow tag at the end of your roll to the handle of your outdoor caddy – we'll leave a new roll for you.

Lost or broken caddies?

You can request a replacement online at:
www.lichfielddc.gov.uk/replacementcaddy
www.tamworth.gov.uk/bins

Find out more at
www.lichfielddc.gov.uk/foodwaste
www.tamworth.gov.uk/bins

Scan to learn more



This leaflet can be recycled with your paper and card.

Your weekly food waste collections will start on your first normal bin day from 20 July 2026.

Funded by UK Government



A guide to your food waste service

Your new weekly food waste service starts in July, as part of the government's Simpler Recycling initiative – your food waste will be turned into green energy and fertiliser for local farms.

#loveyourleftovers


working together for a greener future



Lichfield District Council and Tamworth Borough Council work together to deliver waste and recycling services, and make our local communities even greener.



ALBERT
apple
core

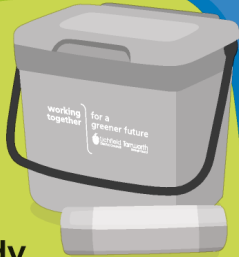


How to recycle your food waste

Your pack includes a roll of liners, a small kitchen caddy for collecting your food waste indoors, and a larger outdoor caddy to present for collection alongside your other bins.

1 Fill it up

Line your kitchen caddy and add your food waste.



2 Tie it up

When full, tie the liner and place it in your outdoor caddy.



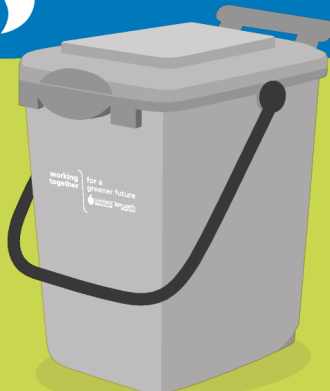
GREG
caddy
king



Make sure your outdoor caddy is in front of your other bins so it can be clearly seen by our team.

3 Put it out

Put your outdoor caddy out every week with your other bins.



Top Tip

Keep the lid locked to deter animals and pests.

If you already receive assisted collections, please leave your outdoor caddy out with your other bins and we will collect it too. To find out if you are eligible visit www.lichfielddc.gov.uk/assisted or www.tamworth.gov.uk/bins

Put these in your food waste caddy



LENNIE
leftover
legend



Fruit and vegetable peelings



Tea bag and coffee grounds



Leftovers and out of date food



Bread, cakes and biscuits



Eggs and dairy produce



Meat and bones



Pasta, rice and beans



Do **NOT** put these in your food waste caddy

- ✗ Anything plastic (except caddy liners)
- ✗ Glass ✗ Metal
- ✗ Excess liquids (oils, fats, soups, drinks)
- ✗ Nappies
- ✗ Garden waste
- ✗ General household waste

What happens to your food waste

Your food waste is taken to a specialist facility where it is turned into renewable energy and fertiliser for farming, instead of being incinerated.

#loveyourleftovers



CHOMPY
scraps
monster

Meet our food waste monsters - named by local children to help make food waste recycling simple.